



**ALARIS**  
ANTENNAS

INSPIRING THE NEXT RF SOLUTION

## **DIRECTION FINDING ANTENNAS**





# DF ANTENNAS

A direction-finding antenna is used in spectrum monitoring, ITU applications, transmitter fault finding, and EW systems to establish the direction from which a received signal was transmitted. We have been constructing and testing DF antennas for over a two decades. These antennas come in a range of different sizes from a briefcase-carrying hand-operated DF antenna to large mast mounted arrays. Between the two extremes lies a series of vehicle, manpack, airborne, naval, and submarine antennas.

- Land: Tactical
- Land: Fixed
- Land: Manpack
- Land: Mobile
- Maritime
- Airborne

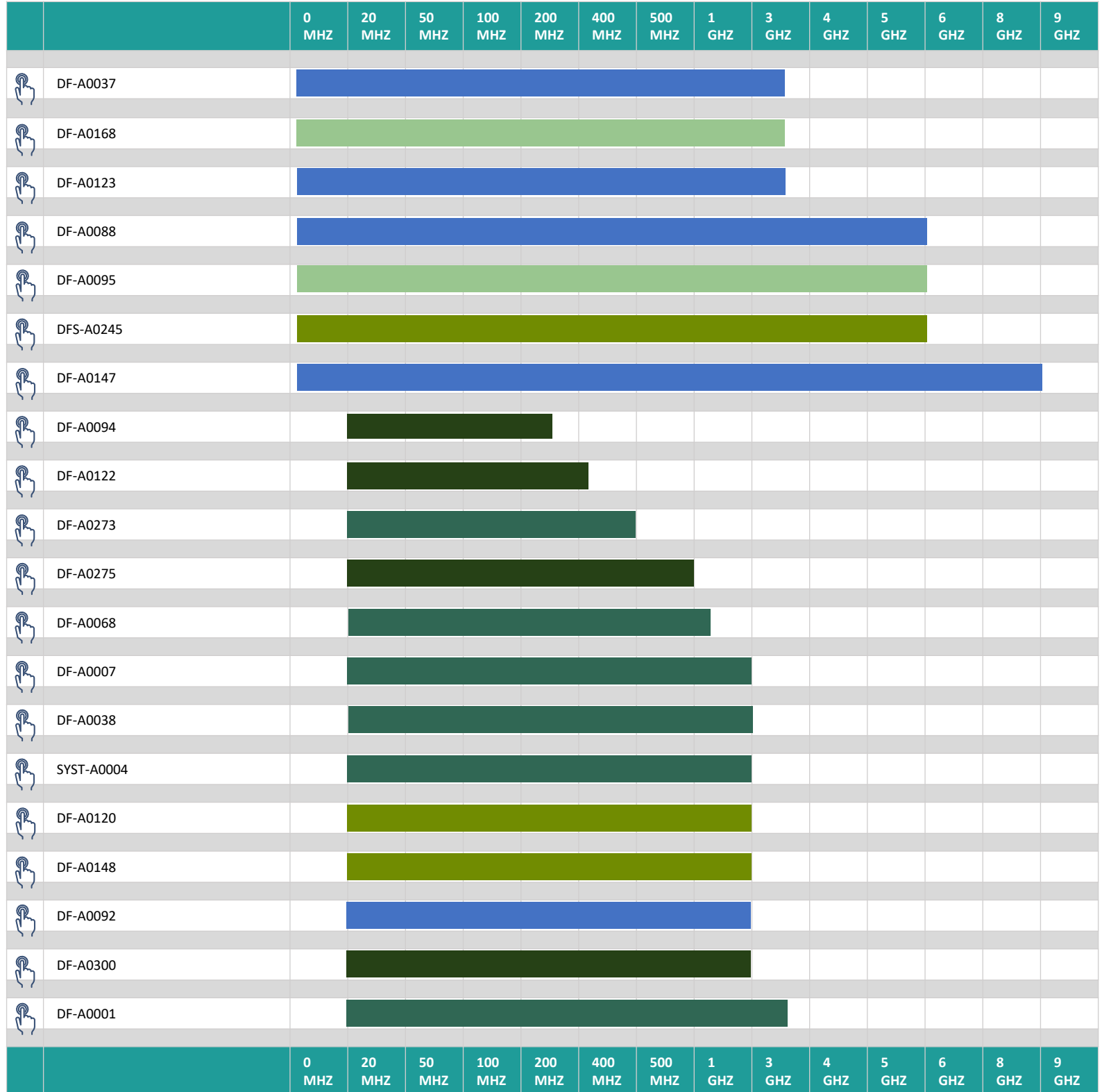
		0 MHZ	10 MHZ	50 MHZ	100 MHZ	200 MHZ	400 MHZ	500 MHZ	1 GHZ	3 GHZ	4 GHZ	5 GHZ	6 GHZ	8 GHZ	9 GHZ
	MISC-AA063														
	MISC-A0273														
	MONO-A0097														
	DF-A0016														
	DF-A0049														
	DF-A0015														
	MONO-A0076														
	DF-A0115														
	MONO-A0079														
	DF-A0076														
	DF-A0172														
	MONO-A0085														
	DF-A0048-01														
	DF-A0313														
	DF-A0113														
	DF-A0114														
	DF-A0134														
	DF-A0245														
	DF-A0143														
	DF-A0098														
	DFS-A0098-01														
	DFS-A0029														
		0 MHZ	10 MHZ	50 MHZ	100 MHZ	200 MHZ	400 MHZ	500 MHZ	1 GHZ	3 GHZ	4 GHZ	5 GHZ	6 GHZ	8 GHZ	9 GHZ



# DF ANTENNAS

A direction-finding antenna is used in spectrum monitoring, ITU applications, transmitter fault finding, and EW systems to establish the direction from which a received signal was transmitted. We have been constructing and testing DF antennas for over a two decades. These antennas come in a range of different sizes from a briefcase-carrying hand-operated DF antenna to large mast mounted arrays. Between the two extremes lies a series of vehicle, manpack, airborne, naval, and submarine antennas.

- Land: Tactical
- Land: Fixed
- Land: Manpack
- Land: Mobile
- Maritime
- Airborne






# DF ANTENNAS

A direction-finding antenna is used in spectrum monitoring, ITU applications, transmitter fault finding, and EW systems to establish the direction from which a received signal was transmitted. We have been constructing and testing DF antennas for over a two decades. These antennas come in a range of different sizes from a briefcase-carrying hand-operated DF antenna to large mast mounted arrays. Between the two extremes lies a series of vehicle, manpack, airborne, naval, and submarine antennas.

- Land: Tactical
- Land: Fixed
- Land: Manpack
- Land: Mobile
- Maritime
- Airborne

























# DF ANTENNAS

A direction-finding antenna is used in spectrum monitoring, ITU applications, transmitter fault finding, and EW systems to establish the direction from which a received signal was transmitted. We have been constructing and testing DF antennas for over a two decades. These antennas come in a range of different sizes from a briefcase-carrying hand-operated DF antenna to large mast mounted arrays. Between the two extremes lies a series of vehicle, manpack, airborne, naval, and submarine antennas.

- Land: Tactical
- Land: Fixed
- Land: Manpack
- Land: Mobile
- Maritime
- Airborne

	0 MHZ	20 MHZ	50 MHZ	100 MHZ	200 MHZ	400 MHZ	500 MHZ	1 GHZ	3 GHZ	4 GHZ	5 GHZ	6 GHZ	8 GHZ	9 GHZ
 DF-A0121														
 DF-A0254														
 DFS-A0121														
 DF-A0250														
 DFS-A0250														
 DF-A0269														
 DF-A0214														
 DF-A0020														
 SPRL-A0027														
 DF-A0253														
 DF-A0141														
 DF-A0305														
 DF-A0318														
	0 MHZ	10 MHZ	50 MHZ	100 MHZ	200 MHZ	400 MHZ	500 MHZ	1 GHZ	3 GHZ	4 GHZ	5 GHZ	6 GHZ	8 GHZ	9 GHZ

# DF SWITCHES

		0 MHz	20 MHz	50 MHz	100 MHz	200 MHz	400 MHz	500 MHz	1 GHz	3 GHz	4 GHz	5 GHz	6 GHz	8 GHz	9 GHz
	DF-A0056														
	DF-A0052														
	DF-A0057														
	DF-A0239														
	DF-A0226														
	DF-A0064														
	DF-A0137														



# DIRECTION FINDING ANTENNAS

Antenna	Product Description	Frequency	Gain	Polarisation	Dimensions (mm)	Mass	Connector	Power
<a href="#">MISC-A0063</a>	Isolation Pole for DF Antenna	-	-	-	1203 (H) x 432 (D) – (01) 1443 (H) x 470 (D) – (02) 232 (H) x 470 (D) – (04)	< 36 kg (01) < 60 kg (02) < 24 kg (04)	-	-
<a href="#">MISC-A0273</a>	Extension Pole	-	-	-	1000 (W) x 420 (W) x 420 (D) 7500 (L)	<20 kg	-	-
<a href="#">MONO-A0097</a>	HF Active Monopole	1 – 30 MHz	See Data Sheet	Vertical	Base Dimensions: 300 (L) x 300 (W) Groundplane: 15000 (D)	< 30 kg	N-Type (f)	See Data Sheet
<a href="#">DF-A0016</a>	HF DF Loop Array	1 - 30 MHz	See Data Sheet	Vertical	5200 (H) x 3300 (W)	< 30 kg	N-Type (f)	Receive Only
<a href="#">DF-A0049</a>	Quick Deployment HF NVIS DF Element	1 - 30 MHz	-	Linear, vertical, LCP or RCP	2250 (H)	< 8.3 kg	N-Type (f)	Receive Only
<a href="#">DF-A0015</a>	Active Adcock Direction Finding Array	1 - 30 MHz	See Data Sheet	Vertical	16000 (D) x 2800 (W)	98.5 kg	N-Type (f)	-
<a href="#">MONO-A0076</a>	HF Passive Monopole	1 - 30 MHz	See Data Sheet	Vertical	9000 (H)	14 kg	N-Type (f)	-
<a href="#">DF-A0115</a>	Strategic High Sensitivity HF NVIS DF Element	1 - 30 MHz	-	Linear, vertical, LCP or RCP	4510 (H) x 3000 (D)	< 60 kg	N-Type (f)	Receive Only
<a href="#">MONO-A0079</a>	HF Passive Monopole	1 - 30 MHz	See Data Sheet	Vertical	10000 (H)	19 kg	N-Type (f)	-
<a href="#">DF-A0076</a>	Active Adcock Direction Finding Array	1 - 30 MHz	See Data Sheet	Vertical	16000 (D) x 2800 (W)	197 kg	N-Type (f)	-
<a href="#">DF-A0172</a>	Quick Deployment Active HF NVIS DF Element	1 - 30 MHz	-	Linear, vertical, LCP or RCP	2250 (H)	< 8.3 kg	N-Type (f)	Receive Only
<a href="#">MONO-A0085</a>	HF Active Monopole	1 - 30 MHz	See Data Sheet	Vertical	4000 (H)	< 10 kg	N-Type (f)	-
<a href="#">DF-A0048-01</a>	HF DF Antenna	1 - 30 MHz	-	Vertical	1560 (D) x 2675 (H)	< 16 kg	-	-
<a href="#">DF-A0313</a>	HF DF Loop Antenna	1 – 30 MHz	See Data Sheet	Vertical	1300 (H) x 2600 (D)	< 50 kg	TNC (m)	-
<a href="#">DF-A0113</a>	HF On-the-March DF Interferometer	1 - 88 MHz	-	Vertical	Deployed: 1148 (H) x 260 (W)	< 2.5 kg	-	-
<a href="#">DF-A0114</a>	HF On-the-March Watson Watt Antenna	1 - 88 MHz	-	Vertical	Deployed: 1000 (H) x 170 (W)	< 3 kg	-	< 1 W
<a href="#">DF-A0134</a>	HF Mobile Watson Watt Antenna	1 - 88 MHz	See Data Sheet	Vertical	Deployed: 1700 (H) x 170 (W)	< 5 kg	-	< 1 W
<a href="#">DF-A0245</a>	HF Loop Quadpod	1 - 200 MHz	-	Vertical	700 (H) x 2000 (D)	< 6.5	-	-
<a href="#">DF-A0143</a>	Compact DF Antenna	1 – 3000 MHz	See Data Sheet	See Data Sheet	490 (H) x 450 (D)	4.2 kg	MIL-DTL-38999	< 1 W
<a href="#">DF-A0098</a>	Maritime DF Antenna	1 - 3000 MHz	-	Vertical	2710 (H)	80	-	-
<a href="#">DFS-A0098-01</a>	Rugged Wideband DF Antenna System with Band Switch	1 – 3000 MHz	See Data Sheet	See Data Sheet	See Data Sheet	See Data Sheet	See Data Sheet	See Data Sheet
<a href="#">DF-A0029</a>	Wideband Portable DF Antenna	1 - 3600 MHz	-	Vertical	548 (H) x 1100 (D)	26 kg	SMA (m)	0.25 W (Receive Only)
<a href="#">DF-A0037</a>	Rugged Wideband Direction Finding	20 - 4000 MHz	-	Vertical	2052 (H) x 1100 (D)	80	-	0,25
<a href="#">DF-A0168</a>	Wideband Portable DF Antenna	1 - 4000 MHz	-	Vertical	731 (H) x 1100 (D)	33 kg	-	0.5 W (Receive Only)
<a href="#">DF-A0123</a>	Wideband Marine DF Antenna	1 - 4000 MHz	See data sheet	Vertical	2400 (H) x 2600 (D)	< 95kg	-	-
<a href="#">DF-A0088</a>	Rugged Wideband DF Antenna	1 - 6000 MHz	-	Vertical	370 (H) x 350 (W)	85 kg	-	0.25 W (Receive Only)
<a href="#">DF-A0095</a>	Portable DF Antenna	20 - 6000 MHz	-	Vertical	370 (H) x 350 (W)	33	-	0,25
<a href="#">DFS-A0245</a>	Manpack/Mobile DF Antenna Systems	1 - 6000 MHz	-	Vertical	See Data Sheet	< 9 kg	MIL-38999	-
<a href="#">DF-A0147</a>	Wideband DF Antenna	20 - 6000 MHz	-	Vertical	370 (H) x 350 (W)	85	-	0,25
<a href="#">DF-A0094</a>	Direction Finding & Monitoring Antenna	20 - 300 MHz	-	Vertical	1600 (H) x 2670 (D)	< 35 kg	TNC (m)	-
<a href="#">DF-A0122</a>	Monitoring DF	20 - 400 MHz	-	Vertical	1400 (H) x 2200 (D)	30	-	-
<a href="#">DF-A0273</a>	Compact 4 Channel	20 - 500 MHz	20 ± 2 dB	Vertical	466 (H) x 350 (D)	8 kg	-	-
<a href="#">DF-A0275</a>	8-Element Direction Finding Antenna	20 - 1000 MHz	-	Vertical	1600 (H) x 1200 (D)	85 kg	TNC (m)	-
<a href="#">DF-A0068</a>	DF Antenna with Integrated Monitoring	20 - 1300 MHz	-	Vertical	3000 (H) x 2700 (D)	40 kg	N-Type (m)	-
<a href="#">DF-A0007</a>	5-Element Direction Finding Antenna	20 - 3000 MHz	-	Vertical	2582 (H) x 2584 (D)	48 kg	TNC (m)	-
<a href="#">DF-A0038</a>	Direction Finding & Monitoring Antenna	20 - 3000 MHz	-	Vertical	3400 (H) x 2700 (D)	55 kg	N-Type (m)	< 2.25 W
<a href="#">SYST-A0004</a>	DF and Monitoring Stack	20 - 3000 MHz	-	Vertical / Horizontal	See data sheet	125 kg	TNC (m), N-Type (m)	-
<a href="#">DF-A0120</a>	Manpack/Mobile Watson Watt DF Antenna	20 - 3000 MHz	-	Vertical	800 (H) x 83 (D)	< 2 kg	-	< 1 W
<a href="#">DF-A0148</a>	Manpack/Mobile Watson Watt DF Antenna	20 - 3000 MHz	-	Vertical	600 (H) x 80 (D)	< 1 kg	-	< 1 W

Antenna	Product Description	Frequency	Gain	Polarisation	Dimensions (mm)	Mass	Connector	Power
<a href="#">DF-A0092</a>	Maritime Direction Finding Antenna	20 - 3000 MHz	-	Vertical	2640 (H) x 2670 (D)	55 kg	TNC (m)	-
<a href="#">DF-A0300</a>	Folding DF	20 - 3000 MHz	Max: 15 dBi	Vertical	2900 (H) x 2600 (D)	< 35	-	-
<a href="#">DF-A0001</a>	5-Element Direction Finding Antenna	20 - 3600 MHz	-	Vertical	2582 (H) x 2584 (D)	48 kg	TNC (m)	-
<a href="#">DF-A0031</a>	Wideband Portable DF Antenna Array	20 - 3600 MHz	-	Vertical	3820 (H) x 2530 (D)	20 kg	SMA (m) TNC (m)	-
<a href="#">DF-A0085</a>	Dual-Polarised Direction Finding Antenna	20 - 3600 MHz	See Data Sheet	Vertical, Horizontal and LHCP	2672 (H) x 3524 (D)	< 60 kg	SMA (m)	2 W
<a href="#">DF-A0070</a>	Wideband Mast-Mount DF Antenna	20 - 4000 MHz	-	Vertical	370 (H) x 350 (W)	44 kg	SMA (m)	0.5 W (Receive Only)
<a href="#">DF-A0062</a>	Direction Finding & Monitoring Antenna	20 - 6000 MHz	-	Vertical	3600 (H) x 3700 (D)	60 kg	N-Type (m)	-
<a href="#">DF-A0111</a>	Compact Adcock DF Antenna	20 - 6000 MHz	-	Vertical	690 (H) x 320 (D)	8.5 kg	N-Type (f)	< 1 W
<a href="#">DF-A0158</a>	Compact Marine Adcock DF Antenna	20 - 6000 MHz	-	Vertical	690 (H) x 320 (D)	8,5		
<a href="#">DF-A0173</a>	Direction Finding & Monitoring Antenna	20 - 6000 MHz	-	Vertical & Horizontal	3600 (H) x 3800 (D)	75 kg	SMA (m) N-Type (m)	< 2025 W
<a href="#">DF-A0201</a>	Manpack/Mobile Watson Watt DF Antenna	20 - 6000 MHz	-	Vertical	900 (H) x 83 (D)	< 2.5 kg	-	< 1 W
<a href="#">DF-A0257</a>	Compact Adcock DF Antenna	20 - 6000 MHz	-	Vertical	See Data Sheet	< 1.5 kg	MIL-DTL-38999 Multi-Pin	-
<a href="#">DF-A0303</a>	Compact 4 Channel DF Antenna	20 - 6000 MHz	-	Vertical	See Data Sheet	1.2 kg	MIL-DTL-38999 Multi-Pin	< 3 W
<a href="#">DF-A0136</a>	Direction Finding & Monitoring Antenna	20 - 6000 MHz	-	Vertical	3600 (H) x 2700 (D)	60 kg	N-Type (m)	< 2.25 W
<a href="#">DF-A0047</a>	Handheld Direction Finding Antenna	20 - 6000 MHz	6 dBi (> 600 MHz)	Adjustable, Vertical or horizontal	543 (L) x 320 (W) x 60 (D)	1.8 kg	-	-
<a href="#">DF-A0282</a>	Handheld DF	20 - 8500 MHz	-	Vertical	502 (H) x 325 (W) x 35 (D)	1,2		
<a href="#">DF-A0132</a>	Drone Mountable Directional Antenna	20 - 8500 MHz	6 dBi (> 600 MHz)	Mount adjustable, vertical or horizontal	443 (L) x 320 (W) x 50 (D)	8.5 kg	N-Type (f)	< 1 W
<a href="#">DF-A0243</a>	Manpack/Mobile Watson Watt DF Antenna	20 - 9000 MHz	-	Vertical	900 (H) x 83 (D)	< 2.5 kg	MIL-38999 / 26ZJ24PN	< 1 W
<a href="#">DF-A0274</a>	8-Element Direction Finding Antenna	80 - 108 MHz	-	Vertical	4000 (H) x 1400 (D)	TBD	TNC (m)	-
<a href="#">DF-A0164</a>	8-Element Direction Finding Antenna	80 - 4000 MHz	-	Vertical	2640 (H) x 3000 (D)	85 kg	TNC (m)	-
<a href="#">DF-A0100</a>	UHF Interferometer	100 - 500 MHz	-	Vertical	2135 (H) x 1480 (D)	< 50 kg	TNC (m)	-
<a href="#">DF-A0121</a>	Compact Dual Band Direction Finding Antenna	400 - 6000 MHz	-	Vertical	720 (H) x 304 (D)	< 12 kg	TNC (f)	-
<a href="#">DF-A0254</a>	Compact Adcock DF Antenna	400 - 6000 MHz	-	Vertical	See Data Sheet	< 2 kg	MIL-DTL-38999	-
<a href="#">DFS-A0121</a>	Compact DF Antenna System	400 - 6000 MHz	-	-	See Data Sheet	-	-	-
<a href="#">DF-A0250</a>	5- or 2-channel phase-sensitive receiver	400 - 6000 MHz	-	Vertical	2100 (H) x 770 (W)	30 kg		
<a href="#">DFS-A0250</a>	Compact DF Antenna System	400 - 6000 MHz	8 ± 2 dB	Vertical	2100 (H) x 770 (D)	45 kg	N-Type (f)	-
<a href="#">DF-A0269</a>	Compact 4 Channel	400 - 8000 MHz	-	Vertical	See Data Sheet			
<a href="#">DF-A0214</a>	Compact Adcock DF Antenna	500 - 2000 MHz	-	Vertical	388 (H) x 83 (D)	< 2 kg	SMA (f)	< 1 W
<a href="#">DF-A0020</a>	DF Antenna	1000 - 3000 MHz	0 dBi	Vertical	550 (H) x 300 (D)	10 kg	-	-
<a href="#">SPRL-A0027</a>	Cavity Backed Spiral Antenna	1000 - 6000 MHz	3 - 5 dBi	LHCP or RHCP	163 (L) x 72 (D)	0.5 kg	SMA (f)	10 W CW
<a href="#">DF-A0253</a>	Compact Adcock DF Antenna	2000 - 6000 MHz	-	Vertical	388 (H) x 83 (D)	< 2 kg	SMA (f)	< 1 W
<a href="#">DF-A0141</a>	Compact DF Antenna	3000 - 6000 MHz	0 dBi	Vertical	770 (H) x 80 (D)	< 5 kg	-	-
<a href="#">DF-A0305</a>	Wideband Handheld DF Antenna	4000 - 40000 MHz	6 - 16 dBi	Linear	180 (L) x 80 (W) x 210 (D)	< 0.5		
<a href="#">DF-A0318</a>	Wideband Handheld DF Antenna	6000 - 53000 MHz	4.5 dBi increasing to 11 dBi @ 53 GHz	Linear	180 (L) x 80 (W) x 210 (D)	< 0.5 kg	2.4 mm (f)	



# DIRECTION FINDING ANTENNAS

Antenna	Product Description	Frequency	Gain	Polarisation	Dimensions (mm)	Mass	Connector	Power
<a href="#">DF-A0239</a>	High Speed DF Commutating Switch	1 – 6000 MHz	-	-	317 (L) x 170 (W) x 40 (D)	< 1.5 kg	SMA (f)	-
<a href="#">DF-A0226</a>	High Speed DF Switch	1 - 6000 MHz	-	-	--	-	SMA (f)	-
<a href="#">DF-A0056</a>	5 Channel Band Switch	20 - 4000 MHz	-	-	317 (L) x 168 (W) x 80 (D)	3.2 kg	SMA (f)	-
<a href="#">DF-A0052</a>	High Speed Commutating Switch	20 - 4000 MHz	-	-	317 (L) x 168 (W) x 80 (D)	< 4 kg	SMA (f)	-
<a href="#">DF-A0057</a>	Outdoor Housing for DF Switches	20 - 6000 MHz	-	-	458 (L) x 281 (W) x 201 (D)	8.2 kg	N-Type (f)	-
<a href="#">DF-A0137</a>	High Speed DF Antenna Band Switch	20 - 6000 MHz	-	-	353 (L) x 168 (W) x 57 (D)	4 kg	SMA (f)	-
<a href="#">DF-A0064</a>	Antenna Band Switch	20 - 6000 MHz	-	-	317 (L) x 168 (W) x 80 (D)	< 4 kg	SMA (f)	-