

# High-Power Wideband VHF Whip

20 – 100 MHz

Product Code: MONO-A0083

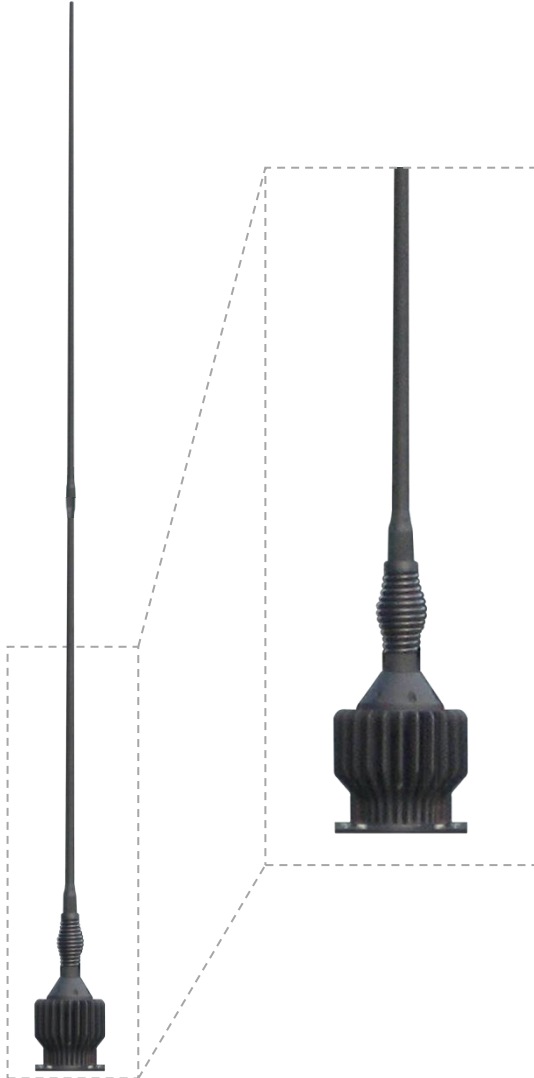
VERSION: 1.0

## SPECIFICATIONS:

<b>Electrical:</b>	
Frequency range	20 – 100 MHz
VSWR:	< 2.5:1 See Figure 1
Feed power handling	200 W
Gain	> -15 dBi. See Figure 2
Elevation 3 dB beamwidth	60° (± 10°)
Nominal input impedance	50 Ω
Polarisation	Vertical
Connector	N-type female
Groundplane requirements	Groundplane dependent, Minimum 2000 mm x 2000 mm recommended
<b>Mechanical:</b>	
Length	1600 mm
Base diameter	135 mm
Weight	< 4 kg
Mounting base	NATO flange 4 and 6 holes
<b>Environmental: designed to meet the following specifications</b>	
Wind loading	180 km/h
Temperature (operational)	- 30 °C to + 65 °C (no icing)
Shock	20 G at 10 msec
Thermal shock	- 20 °C to +70 °C: 10 cycles
Water ingress rating	IP65

## PRODUCT DESCRIPTION:

The antenna has an excellent radiation pattern and a consistently low VSWR across the entire frequency band. It can handle full rated power continuously at all frequencies, making it ideal for all 100% duty-cycle applications. The insulated radiator is robust, hard-wearing and impervious to fuel, oil and hydraulic fluid.



## FEATURES:

- Wide frequency coverage (20 to 100 MHz)
- High-power, 200 W at 100% duty cycle
- Excellent VSWR
- Omni-directional azimuth pattern
- Rugged and hard-wearing
- Suited to low-profile applications

## APPLICATIONS:

- Improvised explosive device (IED) suppression
- Communications interception

# High-Power Wideband VHF Whip

20 – 100 MHz

Product Code: MONO-A0083

VERSION: 1.0

VSWR and Gain graphs\*:

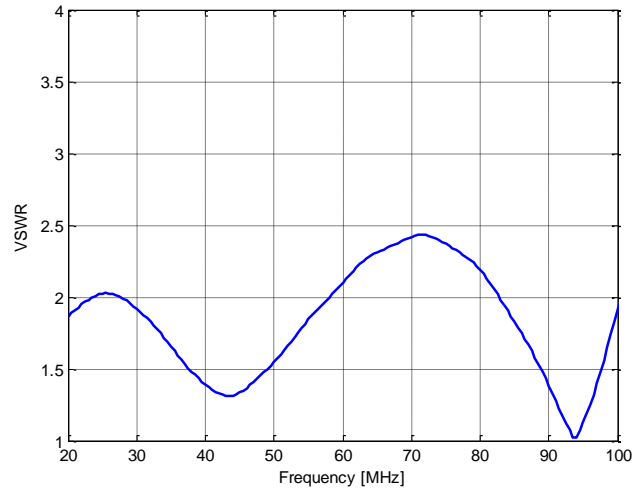


Figure 1: VSWR

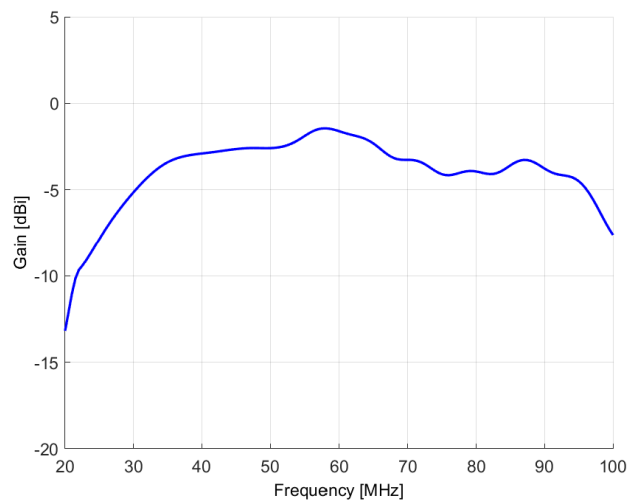


Figure 2: gain

\* Measured on a 5000 mm x 5000 mm groundplane.



# High-Power Wideband VHF Whip

20 – 100 MHz

Product Code: MONO-A0083

VERSION: 1.0

Elevation:

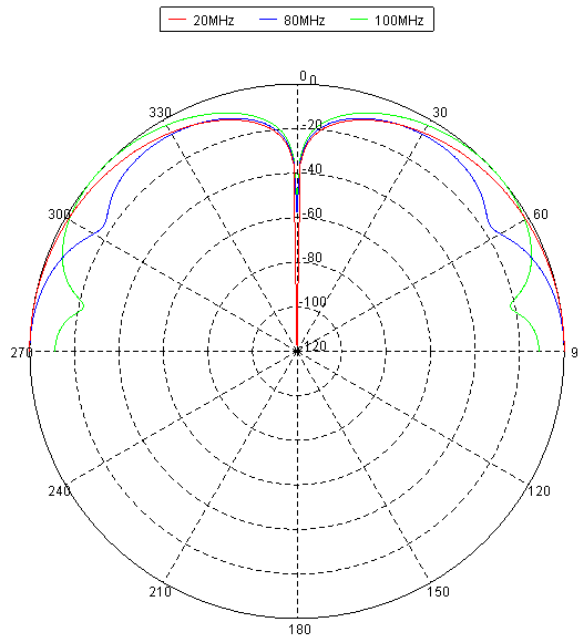


Figure 3: elevation pattern

